

HOLLYWOOD HOMELESS YOUTH PARTNERSHIP

FY 2019-2020 Data Brief

Youth Experiencing Homelessness Served by the Hollywood Homeless Youth Partnership (HHYP)

3386

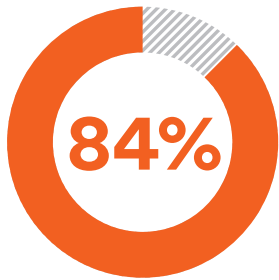
total youth were served across HHYP agencies

64%

of youth were **new to the HHYP**

1 of 5

youth received services at **multiple HHYP agencies**



of youth served identify as **racial minorities** (Black, Latinx, AAPI, Indigenous, and Multiracial)




66%

of young people are **ages 21-25**

43%

of young people identify as **Lesbian, Gay, Bisexual, Asexual, or Questioning**



59%

of youth served **identify as male**



9%

of youth identify as **transgender, gender non conforming, and Queer**



23%

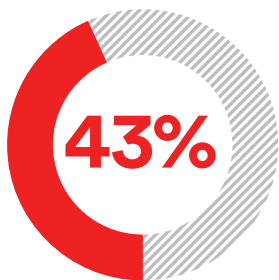
Currently working

68%

Looking for work

45%

of youth reported being **unhoused in the past 30 days**



of youth served identify as **Black/ African American**

32%

of youth have a history of **foster care involvement**



17%

of youth have a history of **juvenile justice involvement**

